

H8B0342D1

SIZE 3/4"

2-WAY Brass, full bore ball valve with electric actuator.

24VDC 1 Sec. Open/Close



ACTUATOR

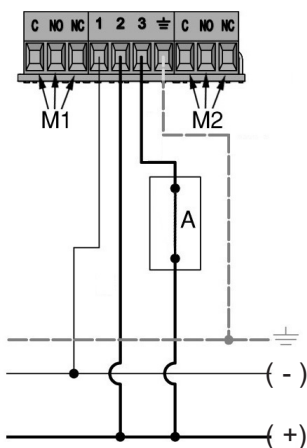
- NEMA 4, Housing
- Bidirectional synchronous
- Operational room temperature: 14°F + 122°F
- Manual Override available
- Maximum power consumption: 0.5A
- Torque: 44 lb-in

WIRING DIAGRAM

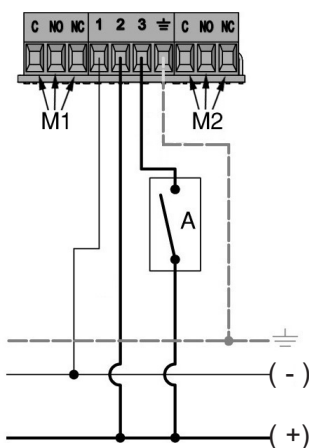
2-POINT CONTROL – ON/OFF (SWITCH)

The voltage on terminal 3 can be supplied by means of a switch. One electric control can activate several actuators.

OPENING ACTUATOR



CLOSING ACTUATOR



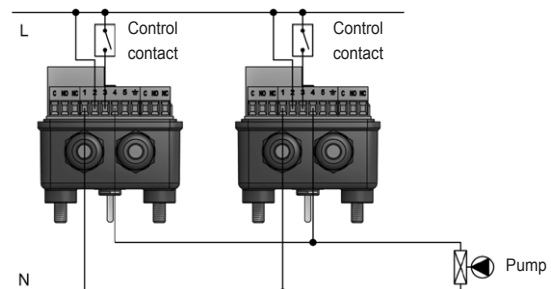
- 1 - Negative (-)
 - 2 - Closing control (+)
 - 3 - Opening control (+)
 - Earth - Earth
- If powered by alternating current
 (-) = Neutral
 (+) = Phase
- M1 - Opening auxiliary micro
 - M2 - Closing auxiliary micro
 - A - Switch-type control

VALVE FEATURES

Fluid type	Water (max 30% glycol)
Fluid temperature	+32°F...+140°F
Rated pressure	580 psi
Δp max	580 psi
Operating angle	90°

EXAMPLES OF ELECTRICAL CONNECTION

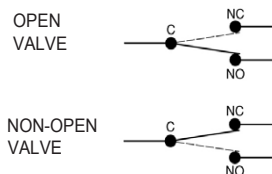
CONNECTION OF THE PUMP STOP WITH TWO 2-POINT ACTUATOR



AUXILIARY MICROSWITCHES

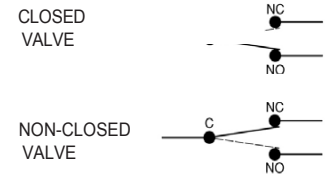
M1 • OPENING

AUXILIARY MICROSWITCH

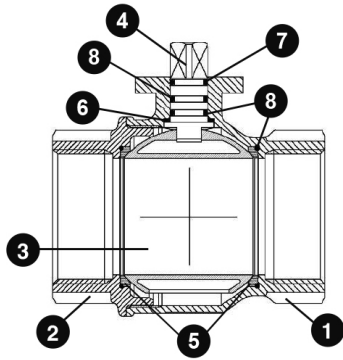


M2 • CLOSING

AUXILIARY MICROSWITCH



Power output on the outlet phase to terminals 4 and 5 1A, resistive

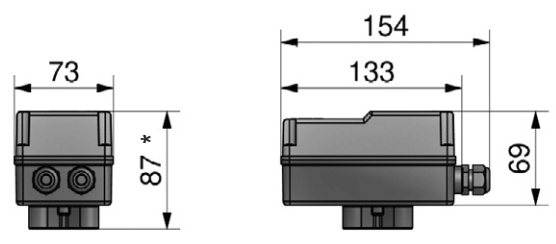


BILL OF MATERIALS

2-WAY FF BALL VALVE, BRASS ISO 5211

1	BODY	BRASS CW617N UNI EN 12165
2	COUPLING	BRASS CW617N UNI EN 12165
3	BALL	BRASS CW617N UNI EN 12165
4	CONTROL ROD	BRASS CW617N UNI EN 12165
5	BALL SEAL	P.T.F.E.
6	ANTIFRICTION SEAL	P.T.F.E.
7	ANTIFRICTION SEAL	P.T.F.E.
8	O-RING	FKM

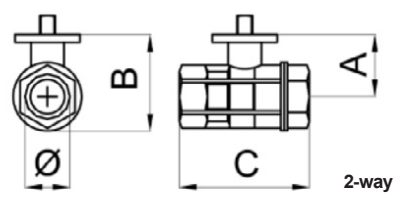
ISO 5211 connection



* the size is to be taken into account when coupling the actuator to the ball valve

DIMENSIONS

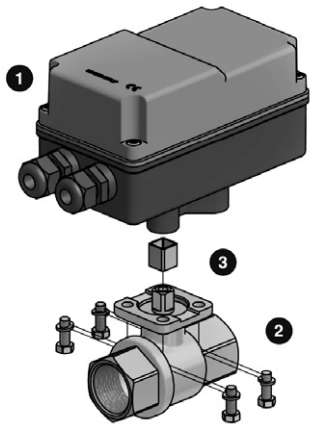
Size	DN	Ø	A	B*	C
3/4"	3/4"	Rp 3/4"	1" 3/8	2" 11/64	2" 63/64



CONNECTION TO THE BALL VALVE

For the evaluation of the overall size of motorised valves, take into account the assembling diagram (shown below) and the dimensions of each single component.

The ball valve can be mounted in both flow directions, without distinction.



- 1 : ISO 5211 connection
- 2 : Ball valve
- 3 : Squared adapter (if necessary)

